


SUMMARY OF PRECINCT RETURNS

I, the undersigned, the presiding officer of the canvassing authority for the General Election, held on the 8th day of November, 2016, Upshur County, Texas do hereby certify that the following is a total of all votes received by each candidate as shown by the precinct returns. I further certify that the following vote totals include early voting votes by precinct received under Section 87.1231 of the Texas Election Code.

Straight Party	
Republican	8,410
Democratic	1,621
Libertarian	57
Green	24
President and Vice President	
Donald J. Trump/Mike Pence	13,209
Hillary Clinton/Tim Kaine	2,380
Gary Johnson/William Weld	283
Jill Stein/Ajamu Baraka	59
Darrell L. Castle (write-in)	15
Tom Hoeffling (write-in)	1
Michael A. Maturen (write-in)	1
Evan McMullin (write-in)	65
United States Representative, District 1	
Louie Gohmert	3,793
Shirley J. McKellar	790
Phil Gray	93
United States Representative, District 4	
John Ratcliffe	9,504
Cody Wommack	710
Railroad Commissioner	
Wayne Christian	12,668
Grady Yarbrough	2,382
Mark Miller	560
Martina Salinas	149
Justice, Supreme Court, Place 3	
Debra Lehrmann	12,757
Mike Westergren	2,332
Kathie Glass	536
Rodolfo Rivera Munoz	128
Justice, Supreme Court, Place 5	
Paul Green	12,915
Dori Contreras Garza	2,278
Tom Oxford	448
Charles E. Waterbury	119
Justice, Supreme Court, Place 9	
Eva Guzman	12,671
Savannah Robinson	2,444
Don Fulton	493
Jim Chisholm	154


FILED
TERRI ROSS
COUNTY CLERK
2016 NOV 21 PM 1:33
UPSHUR COUNTY, TX.
BY 
DEPUTY

Judge, Court of Criminal Appeals, Place 2	
Mary Lou Keel	12,718
Lawrence "Larry" Meyers	2,431
Mark Ash	474
Adam King Blackwell Reposa	99
Judge, Court of Criminal Appeals, Place 5	
Scott Walker	12,859
Betsy Johnson	2,381
William Bryan Strange, III	381
Judith Sanders-Castro	115
Judge, Court of Criminal Appeals, Place 6	
Michael E. Keasler	12,738
Robert Burns	2,427
Mark W. Bennett	530
Member, State Board of Education, District 9	
Keven M. Ellis	12,808
Amanda M. Rudolph	2,482
Anastasia Wilford	449
State Senator, District 1	
Bryan Hughes	13,726
State Representative, District 7	
Jay Dean	13,613
Chief Justice, 6th Court of Appeals District	
Josh Morriss	13,499
Justice, 12th Court of Appeals District, Place 2	
Brian Hoyle	13,501
Justice, 12th Court of Appeals District, Place 3-Unexpired	
Greg Neeley	13,513
Sheriff	
Larry Webb	13,689
County Tax Assessor-Collector	
Luana Howell	13,722
County Commissioner, Precinct No. 1	
Paula Gentry	3,836
County Commissioner, Precinct No. 3	
Frank Berka	3,330
Constable, Precinct No. 1	
Gene Dolle	3,829
Constable, Precinct No. 2	
Jason K. Weeks	3,094
Constable, Precinct No. 3	
Stanley E. Jenkins	3,374
Constable, Precinct No. 4	
Larry Sewell	3,395
Proposition, Justice of the Peace, Pct. 2	
For	1,711
Against	850


FILED
TERRI ROSS
COUNTY CLERK

2016 NOV 21 PM 1:33

UPSHUR COUNTY, TX.

BY  DEPUTY

DATED, this 21st day of NOVEMBER, 2016.



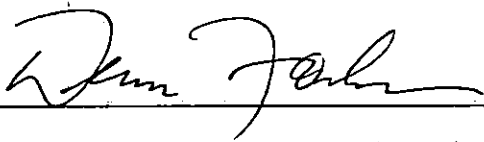
Presiding Officer

CANVASS OF GENERAL ELECTION


I, **DEAN FOWLER**, County Judge of Upshur County, Texas, met with the Commissioner's Court of Upshur County, sitting as the canvassing board of the **NOVEMBER 8TH 2016 GENERAL ELECTION** on November 21, 2016 to canvass the election returns.

I certify that the figures on the tally sheets correspond with the figures on the returns.

Witness my hand this 21ST day of NOVEMBER, 2016.



(Presiding Officer of Canvassing Authority)

FILED
TERRI ROSS
COUNTY CLERK
2016 NOV 21 PM 1:33
UPSHUR COUNTY, TX.
BY 
DEPUTY

November 8, 2016 General Canvass — Total Voters — Official
Upshur County, Texas — 2016 GENERAL ELECTION — November 08, 2016

Total Number of Voters : 17,352 of 30,609 = 56.69%

Precincts Reporting 26 of 28 = 92.86%


Number of District Voters: 16,286 of 27,500 = 59.

District Precincts Reporting 21 of 21 = 100.00%


Straight Party

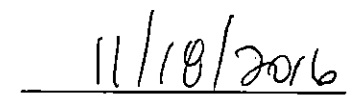
Precinct	Absentee Ballots Cast	Early Ballots Cast	Election Ballots Cast	Total Ballots Cast	Registered Voters	Percent Turnout	REP Republican Party	DEM Democratic Party	LIB Libertarian Party	GRN Green Party	Totals
01	69	779	225	1073	1680	63.87%	583	113	7	0	703
02	99	1058	583	1740	2897	60.06%	1036	70	10	2	1118
03	37	573	327	937	1567	59.80%	529	62	2	2	595
04	27	402	260	689	1116	61.74%	338	78	0	2	418
05	31	359	99	489	875	55.89%	200	73	3	0	276
06	42	486	330	858	1325	64.75%	451	67	3	2	523
07	96	737	637	1470	2619	56.13%	802	202	1	2	1007
08	29	324	213	566	979	57.81%	278	78	3	1	360
09	82	593	552	1227	2096	58.54%	586	122	5	3	716
10	83	875	487	1445	2384	60.61%	774	72	3	2	851
11	47	208	136	391	651	60.06%	185	51	0	0	236
12	49	472	119	640	996	64.26%	315	35	2	0	352
13	42	295	216	553	942	58.70%	233	102	0	3	338
14	32	161	153	346	500	69.20%	172	38	1	0	211
15	73	710	377	1160	1905	60.89%	667	48	6	2	723
16	62	455	400	917	1726	53.13%	465	100	2	1	568
17	108	904	289	1301	2402	54.16%	580	227	9	0	816
18	37	253	128	418	750	55.73%	186	79	0	2	267
19	0	2	0	2	8	25.00%	0	0	0	0	0
20	6	51	7	64	82	78.05%	30	4	0	0	34
21	0	0	0	0	0	00.00%	0	0	0	0	0
Totals	1051	9697	5538	16286	27500		8410	1621	57	24	10112

I, Lory Harle, Elections Administrator, do hereby certify that the returns as shown on the official canvass report are true and correct.

FILED
 TERRI ROSS
 COUNTY CLERK
 2016 NOV 21 PM 1:33
 UP SHUR COUNTY, TX.
 BY 
 DEPUTY




 Lory Harle


 Date 11/18/2016

**November 8, 2016 General Canvass — Total Voters — Official
Upshur County, Texas — 2016 GENERAL ELECTION — November 08, 2016**

Total Number of Voters : 17,352 of 30,609 = 56.69%
Number of District Voters: 16,286 of 27,500 = 59.

11/18/2016 10:59 AM
Precincts Reporting 26 of 28 = 92.86%
District Precincts Reporting 21 of 21 = 100.00%

President and Vice President

Precinct	Absentee Ballots Cast	Early Ballots Cast	Election Ballots Cast	Total Ballots Cast	Registered Voters	Percent Turnout	REP Donald J. Trump/ Mike Pence	DEM Hillary Clinton/ Tim Kaine	LIB Gary Johnson / William Weld	GRN Jill Stein / Ajamu Baraka	Darrell L. Castle	Scott Cubbler	Cherunda Fox
01	69	779	225	1073	1680	63.87%	869	168	16	0	1	0	0
02	99	1058	583	1740	2897	60.06%	1563	118	22	1	1	0	0
03	37	573	327	937	1567	59.80%	787	111	19	3	0	0	0
04	27	402	260	689	1116	61.74%	537	114	10	4	0	0	0
05	31	359	99	489	875	55.89%	369	100	11	1	2	0	0
06	42	486	330	858	1325	64.75%	729	99	10	2	1	0	0
07	96	737	637	1470	2619	56.13%	1168	255	17	3	1	0	0
08	29	324	213	566	979	57.81%	435	98	14	3	2	0	0
09	82	593	552	1227	2096	58.54%	992	169	20	8	0	0	0
10	83	875	487	1445	2384	60.61%	1240	136	26	9	1	0	0
11	47	208	136	391	651	60.06%	294	80	4	1	0	0	0
12	49	472	119	640	996	64.26%	553	62	6	3	0	0	0
13	42	295	216	553	942	58.70%	403	125	12	3	0	0	0
14	32	161	153	346	500	69.20%	266	64	10	0	1	0	0
15	73	710	377	1160	1905	60.89%	1030	81	22	5	3	0	0
16	62	455	400	917	1726	53.13%	707	168	17	4	2	0	0
17	108	904	289	1301	2402	54.16%	914	322	38	5	0	0	0
18	37	253	128	418	750	55.73%	298	100	9	4	0	0	0
19	0	2	0	2	8	25.00%	2	0	0	0	0	0	0
20	6	51	7	64	82	78.05%	53	10	0	0	0	0	0
21	0	0	0	0	0	00.00%	0	0	0	0	0	0	0
Totals	1051	9697	5538	16286	27500		13209	2380	283	69	15	0	0

I, Lory Harle, Elections Administrator, do hereby certify that the returns as shown on the official canvass report are true and correct.



Lory Harle
Lory Harle

11/18/2016
Date

Continued

November 8, 2016 General Canvass — Total Voters — Official
Upshur County, Texas — 2016 GENERAL ELECTION — November 08, 2016

Total Number of Voters : 17,352 of 30,609 = 56.69%
 Number of District Voters: 16,286 of 27,500 = 59.

Precincts Reporting 26 of 28 = 92.86%
 District Precincts Reporting 21 of 21 = 100.00%

President and Vice President

Precinct	Absentee Ballots Cast	Early Ballots Cast	Election Ballots Cast	Total Ballots Cast	Registered Voters	Percent Turnout	Tom Hoefling	Laurence Kolikoff	Jonathan Lee	Michael A. Maturen	Evan McMullin	Monica Moorehead	Robert Morrow
01	69	779	225	1073	1680	63.87%	0	0	0	0	3	0	0
02	99	1058	583	1740	2897	60.06%	0	0	0	0	4	0	0
03	37	573	327	937	1567	59.80%	0	0	0	0	3	0	0
04	27	402	260	689	1116	61.74%	0	0	0	0	8	0	0
05	31	359	99	489	875	55.89%	0	0	0	0	0	0	0
06	42	486	330	858	1325	64.75%	0	0	0	0	1	0	0
07	96	737	637	1470	2619	56.13%	0	0	0	0	2	0	0
08	29	324	213	566	979	57.81%	0	0	0	0	1	0	0
09	82	593	552	1227	2096	58.54%	1	0	0	0	10	0	0
10	83	875	487	1445	2384	60.61%	0	0	0	0	5	0	0
11	47	208	136	391	651	60.06%	0	0	0	1	5	0	0
12	49	472	119	640	996	64.26%	0	0	0	0	11	0	0
13	42	295	216	553	942	58.70%	0	0	0	0	0	0	0
14	32	161	153	346	500	69.20%	0	0	0	0	0	0	0
15	73	710	377	1160	1905	60.89%	0	0	0	0	1	0	0
16	62	455	400	917	1726	53.13%	0	0	0	0	5	0	0
17	108	904	289	1301	2402	54.16%	0	0	0	0	6	0	0
18	37	253	128	418	750	55.73%	0	0	0	0	0	0	0
19	0	2	0	2	8	25.00%	0	0	0	0	0	0	0
20	6	51	7	64	82	78.05%	0	0	0	0	0	0	0
21	0	0	0	0	0	00.00%	0	0	0	0	0	0	0
Totals	1051	9697	5538	16286	27500		1	0	0	1	65	0	0

Con tinned

I, Lory Harle, Elections Administrator, do hereby certify that the returns as shown on the official canvass report are true and correct.



Lory Harle

 Lory Harle

11/18/2016

 Date

November 8, 2016 General Canvass — Total Voters — Official
Upshur County, Texas — 2016 GENERAL ELECTION — November 08, 2016

Total Number of Voters : 17,352 of 30,609 = 56.69%
 Number of District Voters: 16,286 of 27,500 = 59.

Precincts Reporting 26 of 28 = 92.86%
 District Precincts Reporting 21 of 21 = 100.00%

President and Vice President

Precinct	Absentee Ballots Cast	Early Ballots Cast	Election Ballots Cast	Total Ballots Cast	Registered Voters	Percent Turnout	Emidio Soltysik	Dale Steffes	Tony Valdivia	Totals
01	69	779	225	1073	1680	63.87%	0	0	0	1057
02	99	1058	583	1740	2897	60.06%	0	0	0	1709
03	37	573	327	937	1567	59.80%	0	0	0	923
04	27	402	260	689	1116	61.74%	0	0	0	673
05	31	359	99	489	875	55.89%	0	0	0	483
06	42	486	330	858	1325	64.75%	0	0	0	842
07	96	737	637	1470	2619	56.13%	0	0	0	1446
08	29	324	213	566	979	57.81%	0	0	0	553
09	82	593	552	1227	2096	58.54%	0	0	0	1200
10	83	875	487	1445	2384	60.61%	0	0	0	1417
11	47	208	136	391	651	60.06%	0	0	0	385
12	49	472	119	640	996	64.26%	0	0	0	635
13	42	295	216	553	942	58.70%	0	0	0	543
14	32	161	153	346	500	69.20%	0	0	0	341
15	73	710	377	1160	1905	60.89%	0	0	0	1142
16	62	455	400	917	1726	53.13%	0	0	0	903
17	108	904	289	1301	2402	54.16%	0	0	0	1285
18	37	253	128	418	750	55.73%	0	0	0	411
19	0	2	0	2	8	25.00%	0	0	0	2
20	6	51	7	64	82	78.05%	0	0	0	63
21	0	0	0	0	0	00.00%	0	0	0	0
Totals	1051	9697	5538	16286	27500		0	0	0	16013

I, Lory Harle, Elections Administrator, do hereby certify that the returns as shown on the official canvass report are true and correct.



Lory Harle

Lory Harle

11/18/2016

Date

November 8, 2016 General Canvass — Total Voters — Official
 Upshur County, Texas — 2016 GENERAL ELECTION — November 08, 2016

Total Number of Voters : 17,352 of 30,609 = 56.69%
 Number of District Voters: 16,286 of 27,500 = 59.

Precincts Reporting 26 of 28 = 92.86%
 District Precincts Reporting 21 of 21 = 100.00%

United States Representative, District 1

Precinct	Absentee Ballots Cast	Early Ballots Cast	Election Ballots Cast	Total Ballots Cast	Registered Voters	Percent Turnout	REP Louie Gohmert	DEM Shirley J. McKellar	LIB Phil Gray	Totals
09	82	593	552	1227	2096	58.54%	991	173	31	1195
10	83	875	487	1445	2384	60.61%	1275	120	24	1419
11	47	208	136	391	651	60.06%	295	82	5	382
17	108	904	289	1301	2402	54.16%	937	306	25	1268
18	37	253	128	418	750	55.73%	293	109	8	410
19	0	2	0	2	8	25.00%	2	0	0	2
Totals	357	2835	1592	4784	8291		3793	790	93	4676

I, Lory Harle, Elections Administrator, do hereby certify that the returns as shown on the official canvass report are true and correct.



Lory Harle
 Lory Harle

11/18/2016
 Date

November 8, 2016 General Canvass — Total Voters — Official
 Upshur County, Texas — 2016 GENERAL ELECTION — November 08, 2016

Total Number of Voters : 17,352 of 30,609 = 56.69%

Precincts Reporting 26 of 28 = 92.86%

Number of District Voters: 16,286 of 27,500 = 59.

District Precincts Reporting 21 of 21 = 100.00%

United States Representative, District 4

Precinct	Absentee Ballots Cast	Early Ballots Cast	Election Ballots Cast	Total Ballots Cast	Registered Voters	Percent Turnout	REP John Ratcliffe	LIB Cody Wommack	Totals
01	69	779	225	1073	1680	63.87%	878	76	954
02	99	1058	583	1740	2897	60.06%	1550	75	1625
03	37	573	327	937	1567	59.80%	802	55	857
04	27	402	260	689	1116	61.74%	544	51	595
05	31	359	99	489	875	55.89%	368	40	408
06	42	486	330	858	1325	64.75%	733	48	781
07	96	737	637	1470	2619	56.13%	1164	99	1263
08	29	324	213	566	979	57.81%	440	31	471
12	49	472	119	640	996	64.26%	557	27	584
13	42	295	216	553	942	58.70%	414	25	439
14	32	161	153	346	500	69.20%	262	34	296
15	73	710	377	1160	1905	60.89%	1028	61	1089
16	62	455	400	917	1726	53.13%	709	87	796
20	6	51	7	64	82	78.05%	55	1	56
21	0	0	0	0	0	00.00%	0	0	0
Totals	694	6862	3946	11502	19209		9504	710	10214

I, Lory Harle, Elections Administrator, do hereby certify that the returns as shown on the official canvass report are true and correct.



Lory Harle
 Lory Harle

11/18/2016
 Date

November 8, 2016 General Canvass — Total Voters — Official
Upshur County, Texas — 2016 GENERAL ELECTION — November 08, 2016

Total Number of Voters : 17,352 of 30,609 = 56.69%

Precincts Reporting 26 of 28 = 92.86%

Number of District Voters: 16,286 of 27,500 = 59.

District Precincts Reporting 21 of 21 = 100.00%

Railroad Commissioner

Precinct	Absentee Ballots Cast	Early Ballots Cast	Election Ballots Cast	Total Ballots Cast	Registered Voters	Percent Turnout	REP Wayne Christian	DEM Grady Yarbrough	LIB Mark Miller	GRN Martina Salinas	Totals
01	69	779	225	1073	1680	63.87%	839	169	33	7	1048
02	99	1058	583	1740	2897	60.06%	1494	122	59	9	1684
03	37	573	327	937	1567	59.80%	768	92	37	12	909
04	27	402	260	689	1116	61.74%	519	122	15	7	663
05	31	359	99	489	875	55.89%	341	103	20	4	468
06	42	486	330	858	1325	64.75%	708	94	22	7	831
07	96	737	637	1470	2619	56.13%	1111	266	43	16	1436
08	29	324	213	566	979	57.81%	403	118	25	6	552
09	82	593	552	1227	2096	58.54%	946	181	46	10	1183
10	83	875	487	1445	2384	60.61%	1207	132	42	17	1398
11	47	208	136	391	651	60.06%	283	82	12	2	379
12	49	472	119	640	996	64.26%	535	58	20	4	617
13	42	295	216	553	942	58.70%	376	135	13	7	531
14	32	161	153	346	500	69.20%	254	60	16	4	334
15	73	710	377	1160	1905	60.89%	978	84	49	10	1121
16	62	455	400	917	1726	53.13%	689	152	36	12	889
17	108	904	289	1301	2402	54.16%	894	292	58	7	1251
18	37	253	128	418	750	55.73%	274	111	13	6	404
19	0	2	0	2	8	25.00%	2	0	0	0	2
20	6	51	7	64	82	78.05%	47	9	1	2	59
21	0	0	0	0	0	00.00%	0	0	0	0	0
Totals	1051	9697	5538	16286	27500		12668	2382	560	149	15759

I, Lory Harle, Elections Administrator, do hereby certify that the returns as shown on the official canvass report are true and correct.



Lory Harle

Lory Harle

11/18/2016

Date

November 8, 2016 General Canvass — Total Voters — Official
Upshur County, Texas — 2016 GENERAL ELECTION — November 08, 2016

Total Number of Voters : 17,352 of 30,609 = 56.69%

Precincts Reporting 26 of 28 = 92.86%

Number of District Voters: 16,286 of 27,500 = 59.

District Precincts Reporting 21 of 21 = 100.00%

Justice, Supreme Court, Place 3

Precinct	Absentee Ballots Cast	Early Ballots Cast	Election Ballots Cast	Total Ballots Cast	Registered Voters	Percent Turnout	REP Debra Lehrmann	DEM Mike Westergren	LIB Kathie Glass	GRN Rodolfo Rivera Munoz	Totals
01	69	779	225	1073	1680	63.87%	847	164	29	7	1047
02	99	1058	583	1740	2897	60.06%	1502	125	51	8	1686
03	37	573	327	937	1567	59.80%	777	97	30	10	914
04	27	402	260	689	1116	61.74%	522	112	21	7	662
05	31	359	99	489	875	55.89%	340	99	24	5	468
06	42	486	330	858	1325	64.75%	713	91	23	9	836
07	96	737	637	1470	2619	56.13%	1128	258	45	9	1440
08	29	324	213	566	979	57.81%	417	106	24	4	551
09	82	593	552	1227	2096	58.54%	932	184	51	8	1175
10	83	875	487	1445	2384	60.61%	1213	124	48	13	1398
11	47	208	136	391	651	60.06%	282	79	17	1	379
12	49	472	119	640	996	64.26%	539	60	14	5	618
13	42	295	216	553	942	58.70%	385	125	11	3	524
14	32	161	153	346	500	69.20%	254	59	19	2	334
15	73	710	377	1160	1905	60.89%	1001	83	30	9	1123
16	62	455	400	917	1726	53.13%	700	145	38	7	890
17	108	904	289	1301	2402	54.16%	882	307	45	14	1248
18	37	253	128	418	750	55.73%	274	106	14	6	400
19	0	2	0	2	8	25.00%	0	0	2	0	2
20	6	51	7	64	82	78.05%	49	8	0	1	58
21	0	0	0	0	0	00.00%	0	0	0	0	0
Totals	1051	9697	5538	16286	27500		12757	2332	536	128	15753

I, Lory Harle, Elections Administrator, do hereby certify that the returns as shown on the official canvass report are true and correct.



Lory Harle

Lory Harle

11/18/2016

Date

November 8, 2016 General Canvass — Total Voters — Official
Upshur County, Texas — 2016 GENERAL ELECTION — November 08, 2016


Total Number of Voters : 17,352 of 30,609 = 56.69%
 Number of District Voters: 16,286 of 27,500 = 59.

Precincts Reporting 26 of 28 = 92.86%
 District Precincts Reporting 21 of 21 = 100.00%

Justice, Supreme Court, Place 5

Precinct	Absentee Ballots Cast	Early Ballots Cast	Election Ballots Cast	Total Ballots Cast	Registered Voters	Percent Turnout	REP Paul Green	DEM Dori Contreras Garza	LIB Tom Oxford	GRN Charles E. Waterbury	Totals
01	69	779	225	1073	1680	63.87%	856	159	29	2	1046
02	99	1058	583	1740	2897	60.06%	1522	113	45	8	1688
03	37	573	327	937	1567	59.80%	777	97	29	10	913
04	27	402	260	689	1116	61.74%	527	111	16	7	661
05	31	359	99	489	875	55.89%	354	96	12	7	469
06	42	486	330	858	1325	64.75%	722	89	16	9	836
07	96	737	637	1470	2619	56.13%	1140	255	36	11	1442
08	29	324	213	566	979	57.81%	421	103	22	5	551
09	82	593	552	1227	2096	58.54%	955	172	39	10	1176
10	83	875	487	1445	2384	60.61%	1227	123	39	9	1398
11	47	208	136	391	651	60.06%	282	81	13	1	377
12	49	472	119	640	996	64.26%	544	53	18	2	617
13	42	295	216	553	942	58.70%	393	124	10	4	531
14	32	161	153	346	500	69.20%	256	57	15	3	331
15	73	710	377	1160	1905	60.89%	1007	78	26	10	1121
16	62	455	400	917	1726	53.13%	698	148	35	4	885
17	108	904	289	1301	2402	54.16%	904	303	38	10	1255
18	37	253	128	418	750	55.73%	280	106	10	7	403
19	0	2	0	2	8	25.00%	2	0	0	0	2
20	6	51	7	64	82	78.05%	48	10	0	0	58
21	0	0	0	0	0	00.00%	0	0	0	0	0
Totals	1051	9697	5538	16286	27500		12915	2278	448	119	15760

I, Lory Harle, Elections Administrator, do hereby certify that the returns as shown on the official canvass report are true and correct.



Lory Harle

Lory Harle

11/18/2016

Date

November 8, 2016 General Canvass — Total Voters — Official
Upshur County, Texas — 2016 GENERAL ELECTION — November 08, 2016


Total Number of Voters : 17,352 of 30,609 = 56.69%
 Number of District Voters: 16,286 of 27,500 = 59.

Precincts Reporting 26 of 28 = 92.86%
 District Precincts Reporting 21 of 21 = 100.00%

Justice, Supreme Court, Place 9

Precinct	Absentee Ballots Cast	Early Ballots Cast	Election Ballots Cast	Total Ballots Cast	Registered Voters	Percent Turnout	REP Eva Guzman	DEM Savannah Robinson	LIB Don Fulton	GRN Jim Chisholm	Totals
01	69	779	225	1073	1680	63.87%	838	167	39	4	1048
02	99	1058	583	1740	2897	60.06%	1501	126	43	16	1686
03	37	573	327	937	1567	59.80%	769	108	28	9	914
04	27	402	260	689	1116	61.74%	511	122	22	7	662
05	31	359	99	489	875	55.89%	348	97	19	5	469
06	42	486	330	858	1325	64.75%	713	95	20	10	838
07	96	737	637	1470	2619	56.13%	1125	269	39	12	1445
08	29	324	213	566	979	57.81%	409	110	23	8	550
09	82	593	552	1227	2096	58.54%	932	184	42	12	1170
10	83	875	487	1445	2384	60.61%	1197	141	35	23	1396
11	47	208	136	391	651	60.06%	282	81	12	3	378
12	49	472	119	640	996	64.26%	537	59	18	3	617
13	42	295	216	553	942	58.70%	378	126	17	7	528
14	32	161	153	346	500	69.20%	252	60	17	4	333
15	73	710	377	1160	1905	60.89%	992	87	32	12	1123
16	62	455	400	917	1726	53.13%	694	155	35	3	887
17	108	904	289	1301	2402	54.16%	868	335	39	10	1252
18	37	253	128	418	750	55.73%	273	113	13	6	405
19	0	2	0	2	8	25.00%	2	0	0	0	2
20	6	51	7	64	82	78.05%	50	9	0	0	59
21	0	0	0	0	0	00.00%	0	0	0	0	0
Totals	1051	9697	5538	16286	27500		12671	2444	493	154	15762

I, Lory Harle, Elections Administrator, do hereby certify that the returns as shown on the official canvass report are true and correct.



Lory Harle

 Lory Harle

11/18/2016

 Date

November 8, 2016 General Canvass — Total Voters — Official
Upshur County, Texas — 2016 GENERAL ELECTION — November 08, 2016


Total Number of Voters : 17,352 of 30,609 = 56.69%
 Number of District Voters: 16,286 of 27,500 = 59.

Precincts Reporting 26 of 28 = 92.86%
 District Precincts Reporting 21 of 21 = 100.00%

Judge, Court of Criminal Appeals, Place 2

Precinct	Absentee Ballots Cast	Early Ballots Cast	Election Ballots Cast	Total Ballots Cast	Registered Voters	Percent Turnout	REP Mary Lou Keel	DEM Lawrence "Larry" Meyers	LIB Mark Ash	GRN Adam King Blackwell Reposa	Totals
01	69	779	225	1073	1680	63.87%	847	167	27	4	1045
02	99	1058	583	1740	2897	60.06%	1503	129	44	7	1683
03	37	573	327	937	1567	59.80%	775	97	32	9	913
04	27	402	260	689	1116	61.74%	514	121	17	6	658
05	31	359	99	489	875	55.89%	349	100	16	0	465
06	42	486	330	858	1325	64.75%	722	89	14	8	833
07	96	737	637	1470	2619	56.13%	1126	276	28	8	1438
08	29	324	213	566	979	57.81%	412	110	27	3	552
09	82	593	552	1227	2096	58.54%	921	188	54	9	1172
10	83	875	487	1445	2384	60.61%	1217	131	35	12	1395
11	47	208	136	391	651	60.06%	281	84	11	1	377
12	49	472	119	640	996	64.26%	533	62	17	3	615
13	42	295	216	553	942	58.70%	378	133	10	3	524
14	32	161	153	346	500	69.20%	255	56	17	4	332
15	73	710	377	1160	1905	60.89%	990	85	36	7	1118
16	62	455	400	917	1726	53.13%	691	156	35	3	885
17	108	904	289	1301	2402	54.16%	880	327	40	5	1252
18	37	253	128	418	750	55.73%	276	112	12	6	406
19	0	2	0	2	8	25.00%	0	0	2	0	2
20	6	51	7	64	82	78.05%	48	8	0	1	57
21	0	0	0	0	0	00.00%	0	0	0	0	0
Totals	1051	9697	5538	16286	27500		12718	2431	474	99	15722

I, Lory Harle, Elections Administrator, do hereby certify that the returns as shown on the official canvass report are true and correct.



Lory Harle

 Lory Harle

11/18/2016

 Date

November 8, 2016 General Canvass — Total Voters — Official
Upshur County, Texas — 2016 GENERAL ELECTION — November 08, 2016

Total Number of Voters : 17,352 of 30,609 = 56.69%
 Number of District Voters: 16,286 of 27,500 = 59.

Precincts Reporting 26 of 28 = 92.86%
 District Precincts Reporting 21 of 21 = 100.00%

Judge, Court of Criminal Appeals, Place 5

Precinct	Absentee Ballots Cast	Early Ballots Cast	Election Ballots Cast	Total Ballots Cast	Registered Voters	Percent Turnout	REP Scott Walker	DEM Betsy Johnson	LIB William Bryan Strange, III	GRN Judith Sanders-Castro	Totals
01	69	779	225	1073	1680	63.87%	860	165	21	2	1048
02	99	1058	583	1740	2897	60.06%	1518	124	33	5	1680
03	37	573	327	937	1567	59.80%	772	105	25	11	913
04	27	402	260	689	1116	61.74%	524	116	12	7	659
05	31	359	99	489	875	55.89%	352	100	15	0	467
06	42	486	330	858	1325	64.75%	718	92	16	9	835
07	96	737	637	1470	2619	56.13%	1143	262	28	8	1441
08	29	324	213	566	979	57.81%	410	113	22	6	551
09	82	593	552	1227	2096	58.54%	939	176	46	10	1171
10	83	875	487	1445	2384	60.61%	1220	133	28	14	1395
11	47	208	136	391	651	60.06%	290	82	8	0	380
12	49	472	119	640	996	64.26%	543	57	8	7	615
13	42	295	216	553	942	58.70%	381	129	15	3	528
14	32	161	153	346	500	69.20%	257	58	11	5	331
15	73	710	377	1160	1905	60.89%	1005	84	22	8	1119
16	62	455	400	917	1726	53.13%	702	154	27	6	889
17	108	904	289	1301	2402	54.16%	894	313	37	8	1252
18	37	253	128	418	750	55.73%	279	111	7	5	402
19	0	2	0	2	8	25.00%	2	0	0	0	2
20	6	51	7	64	82	78.05%	50	7	0	1	58
21	0	0	0	0	0	00.00%	0	0	0	0	0
Totals	1051	9697	5538	16286	27500		12859	2381	381	115	15736

I, Lory Harle, Elections Administrator, do hereby certify that the returns as shown on the official canvass report are true and correct.



Lory Harle

 Lory Harle

11/18/2016

 Date

November 8, 2016 General Canvass — Total Voters — Official
Upshur County, Texas — 2016 GENERAL ELECTION — November 08, 2016

Total Number of Voters : 17,352 of 30,609 = 56.69%
 Number of District Voters: 16,286 of 27,500 = 59.

Precincts Reporting 26 of 28 = 92.86%
 District Precincts Reporting 21 of 21 = 100.00%

Judge, Court of Criminal Appeals, Place 6.

Precinct	Absentee Ballots Cast	Early Ballots Cast	Election Ballots Cast	Total Ballots Cast	Registered Voters	Percent Turnout	REP Michael E. Keasler	DEM Robert Burns	LIB Mark W. Bennett	Totals
01	69	779	225	1073	1680	63.87%	848	168	29	1045
02	99	1058	583	1740	2897	60.06%	1502	132	46	1680
03	37	573	327	937	1567	59.80%	771	104	34	909
04	27	402	260	689	1116	61.74%	517	120	16	653
05	31	359	99	489	875	55.89%	344	101	19	464
06	42	486	330	858	1325	64.75%	719	90	22	831
07	96	737	637	1470	2619	56.13%	1137	265	38	1440
08	29	324	213	566	979	57.81%	411	113	26	550
09	82	593	552	1227	2096	58.54%	932	185	50	1167
10	83	875	487	1445	2384	60.61%	1199	139	53	1391
11	47	208	136	391	651	60.06%	289	82	8	379
12	49	472	119	640	996	64.26%	540	57	18	615
13	42	295	216	553	942	58.70%	378	132	15	525
14	32	161	153	346	500	69.20%	255	54	21	330
15	73	710	377	1160	1905	60.89%	990	93	36	1119
16	62	455	400	917	1726	53.13%	693	156	39	888
17	108	904	289	1301	2402	54.16%	884	316	49	1249
18	37	253	128	418	750	55.73%	278	111	11	400
19	0	2	0	2	8	25.00%	2	0	0	2
20	6	51	7	64	82	78.05%	49	9	0	58
21	0	0	0	0	0	00.00%	0	0	0	0
Totals	1051	9697	5538	16286	27500		12738	2427	530	15695

I, Lory Harle, Elections Administrator, do hereby certify that the returns as shown on the official canvass report are true and correct.



Lory Harle

Lory Harle

11/18/2016

Date

November 8, 2016 General Canvass — Total Voters — Official
Upshur County, Texas — 2016 GENERAL ELECTION — November 08, 2016

Total Number of Voters: 17,352 of 30,609 = 56.69%
 Number of District Voters: 16,286 of 27,500 = 59.

Precincts Reporting 26 of 28 = 92.86%
 District Precincts Reporting 21 of 21 = 100.00%

Member, State Board of Education, District 9

Precinct	Absentee Ballots Cast	Early Ballots Cast	Election Ballots Cast	Total Ballots Cast	Registered Voters	Percent Turnout	REP Keven M. Ellis	DEM Amanda M. Rudolph	LIB Anastasia Wilford	Totals
01	69	779	225	1073	1680	63.87%	852	174	23	1049
02	99	1058	583	1740	2897	60.06%	1506	133	46	1685
03	37	573	327	937	1567	59.80%	779	101	27	907
04	27	402	260	689	1116	61.74%	525	120	16	661
05	31	359	99	489	875	55.89%	351	100	16	467
06	42	486	330	858	1325	64.75%	711	96	25	832
07	96	737	637	1470	2619	56.13%	1133	272	34	1439
08	29	324	213	566	979	57.81%	412	119	21	552
09	82	593	552	1227	2096	58.54%	946	183	44	1173
10	83	875	487	1445	2384	60.61%	1218	146	32	1396
11	47	208	136	391	651	60.06%	282	85	11	378
12	49	472	119	640	996	64.26%	539	61	17	617
13	42	295	216	553	942	58.70%	383	127	17	527
14	32	161	153	346	500	69.20%	257	61	16	334
15	73	710	377	1160	1905	60.89%	990	97	29	1116
16	62	455	400	917	1726	53.13%	700	159	31	890
17	108	904	289	1301	2402	54.16%	894	325	34	1253
18	37	253	128	418	750	55.73%	280	114	10	404
19	0	2	0	2	8	25.00%	2	0	0	2
20	6	51	7	64	82	78.05%	48	9	0	57
21	0	0	0	0	0	00.00%	0	0	0	0
Totals	1051	9697	5538	16286	27500		12808	2482	449	15739

I, Lory Harle, Elections Administrator, do hereby certify that the returns as shown on the official canvass report are true and correct.



Lory Harle

 Lory Harle

11/18/2016

 Date

November 8, 2016 General Canvass — Total Voters — Official
Upshur County, Texas — 2016 GENERAL ELECTION — November 08, 2016

Total Number of Voters : 17,352 of 30,609 = 56.69%
 Number of District Voters: 16,286 of 27,500 = 59.

Precincts Reporting 26 of 28 = 92.86%
 District Precincts Reporting 21 of 21 = 100.00%

State Senator, District 1

Precinct	Absentee Ballots Cast	Early Ballots Cast	Election Ballots Cast	Total Ballots Cast	Registered Voters	Percent Turnout	REP Bryan Hughes	Totals
01	69	779	225	1073	1680	63.87%	902	902
02	99	1058	583	1740	2897	60.06%	1583	1583
03	37	573	327	937	1567	59.80%	823	823
04	27	402	260	689	1116	61.74%	563	563
05	31	359	99	489	875	55.89%	383	383
06	42	486	330	858	1325	64.75%	751	751
07	96	737	637	1470	2619	56.13%	1210	1210
08	29	324	213	566	979	57.81%	457	457
09	82	593	552	1227	2096	58.54%	1022	1022
10	83	875	487	1445	2384	60.61%	1280	1280
11	47	208	136	391	651	60.06%	308	308
12	49	472	119	640	996	64.26%	565	565
13	42	295	216	553	942	58.70%	414	414
14	32	161	153	346	500	69.20%	282	282
15	73	710	377	1160	1905	60.89%	1052	1052
16	62	455	400	917	1726	53.13%	765	765
17	108	904	289	1301	2402	54.16%	990	990
18	37	253	128	418	750	55.73%	316	316
19	0	2	0	2	8	25.00%	2	2
20	6	51	7	64	82	78.05%	58	58
21	0	0	0	0	0	00.00%	0	0
Totals	1051	9697	5538	16286	27500		13726	13726

I, Lory Harle, Elections Administrator, do hereby certify that the returns as shown on the official canvass report are true and correct.



Lory Harle
 Lory Harle

11/18/2016
 Date

November 8, 2016 General Canvass — Total Voters — Official
Upshur County, Texas — 2016 GENERAL ELECTION — November 08, 2016


Total Number of Voters : 17,352 of 30,609 = 56.69%
 Number of District Voters: 16,286 of 27,500 = 59.

Precincts Reporting 26 of 28 = 92.86%
 District Precincts Reporting 21 of 21 = 100.00%

State Representative, District 7

Precinct	Absentee Ballots Cast	Early Ballots Cast	Election Ballots Cast	Total Ballots Cast	Registered Voters	Percent Turnout	REP Jay Dean	Totals
01	69	779	225	1073	1680	63.87%	892	892
02	99	1058	583	1740	2897	60.06%	1553	1553
03	37	573	327	937	1567	59.80%	814	814
04	27	402	260	689	1116	61.74%	560	560
05	31	359	99	489	875	55.89%	381	381
06	42	486	330	858	1325	64.75%	751	751
07	96	737	637	1470	2619	56.13%	1214	1214
08	29	324	213	566	979	57.81%	454	454
09	82	593	552	1227	2096	58.54%	1005	1005
10	83	875	487	1445	2384	60.61%	1262	1262
11	47	208	136	391	651	60.06%	311	311
12	49	472	119	640	996	64.26%	563	563
13	42	295	216	553	942	58.70%	404	404
14	32	161	153	346	500	69.20%	279	279
15	73	710	377	1160	1905	60.89%	1041	1041
16	62	455	400	917	1726	53.13%	769	769
17	108	904	289	1301	2402	54.16%	993	993
18	37	253	128	418	750	55.73%	307	307
19	0	2	0	2	8	25.00%	2	2
20	6	51	7	64	82	78.05%	58	58
21	0	0	0	0	0	00.00%	0	0
Totals	1051	9697	5538	16286	27500		13613	13613

I, Lory Harle, Elections Administrator, do hereby certify that the returns as shown on the official canvass report are true and correct.



Lory Harle

 Lory Harle

11/18/2016

 Date

November 8, 2016 General Canvass — Total Voters — Official
Upshur County, Texas — 2016 GENERAL ELECTION — November 08, 2016


Total Number of Voters : 17,352 of 30,609 = 56.69%
 Number of District Voters: 16,286 of 27,500 = 59.

Precincts Reporting 26 of 28 = 92.86%
 District Precincts Reporting 21 of 21 = 100.00%

Chief Justice, 6th Court of Appeals District

Precinct	Absentee Ballots Cast	Early Ballots Cast	Election Ballots Cast	Total Ballots Cast	Registered Voters	Percent Turnout	REP Josh Morriss	Totals
01	69	779	225	1073	1680	63.87%	893	893
02	99	1058	583	1740	2897	60.06%	1558	1558
03	37	573	327	937	1567	59.80%	812	812
04	27	402	260	689	1116	61.74%	548	548
05	31	359	99	489	875	55.89%	367	367
06	42	486	330	858	1325	64.75%	740	740
07	96	737	637	1470	2619	56.13%	1200	1200
08	29	324	213	566	979	57.81%	451	451
09	82	593	552	1227	2096	58.54%	999	999
10	83	875	487	1445	2384	60.61%	1262	1262
11	47	208	136	391	651	60.06%	306	306
12	49	472	119	640	996	64.26%	556	556
13	42	295	216	553	942	58.70%	406	406
14	32	161	153	346	500	69.20%	274	274
15	73	710	377	1160	1905	60.89%	1041	1041
16	62	455	400	917	1726	53.13%	751	751
17	108	904	289	1301	2402	54.16%	977	977
18	37	253	128	418	750	55.73%	302	302
19	0	2	0	2	8	25.00%	2	2
20	6	51	7	64	82	78.05%	54	54
21	0	0	0	0	0	00.00%	0	0
Totals	1051	9697	5538	16286	27500		13499	13499

I, Lory Harle, Elections Administrator, do hereby certify that the returns as shown on the official canvass report are true and correct.



Lory Harle

 Lory Harle

11/18/2016

 Date

**November 8, 2016 General Canvass — Total Voters — Official
Upshur County, Texas — 2016 GENERAL ELECTION — November 08, 2016**


Total Number of Voters : 17,352 of 30,609 = 56.69%
Number of District Voters: 16,286 of 27,500 = 59.

Precincts Reporting 26 of 28 = 92.86%
District Precincts Reporting 21 of 21 = 100.00%

Justice, 12th Court of Appeals District, Place 2

Precinct	Absentee Ballots Cast	Early Ballots Cast	Election Ballots Cast	Total Ballots Cast	Registered Voters	Percent Turnout	REP Brian Hoyle	Totals
01	69	779	225	1073	1680	63.87%	889	889
02	99	1058	583	1740	2897	60.06%	1561	1561
03	37	573	327	937	1567	59.80%	811	811
04	27	402	260	689	1116	61.74%	548	548
05	31	359	99	489	875	55.89%	367	367
06	42	486	330	858	1325	64.75%	742	742
07	96	737	637	1470	2619	56.13%	1200	1200
08	29	324	213	566	979	57.81%	449	449
09	82	593	552	1227	2096	58.54%	1004	1004
10	83	875	487	1445	2384	60.61%	1259	1259
11	47	208	136	391	651	60.06%	304	304
12	49	472	119	640	996	64.26%	555	555
13	42	295	216	553	942	58.70%	404	404
14	32	161	153	346	500	69.20%	277	277
15	73	710	377	1160	1905	60.89%	1040	1040
16	62	455	400	917	1726	53.13%	751	751
17	108	904	289	1301	2402	54.16%	982	982
18	37	253	128	418	750	55.73%	302	302
19	0	2	0	2	8	25.00%	2	2
20	6	51	7	64	82	78.05%	54	54
21	0	0	0	0	0	00.00%	0	0
Totals	1051	9697	5538	16286	27500		13501	13501

I, Lory Harle, Elections Administrator, do hereby certify that the returns as shown on the official canvass report are true and correct.



Lory Harle
Lory Harle

11/18/2016
Date

**November 8, 2016 General Canvass — Total Voters — Official
Upshur County, Texas — 2016 GENERAL ELECTION — November 08, 2016**

Total Number of Voters : 17,352 of 30,609 = 56.69%
Number of District Voters: 16,286 of 27,500 = 59.

Precincts Reporting 26 of 28 = 92.86%
District Precincts Reporting 21 of 21 = 100.00%

Justice, 12th Court of Appeals District, Place 3- Unexpired Term

Precinct	Absentee Ballots Cast	Early Ballots Cast	Election Ballots Cast	Total Ballots Cast	Registered Voters	Percent Turnout	REP Greg Neeley	Totals
01	69	779	225	1073	1680	63.87%	889	889
02	99	1058	583	1740	2897	60.06%	1561	1561
03	37	573	327	937	1567	59.80%	812	812
04	27	402	260	689	1116	61.74%	550	550
05	31	359	99	489	875	55.89%	368	368
06	42	486	330	858	1325	64.75%	740	740
07	96	737	637	1470	2619	56.13%	1199	1199
08	29	324	213	566	979	57.81%	452	452
09	82	593	552	1227	2096	58.54%	1000	1000
10	83	875	487	1445	2384	60.61%	1266	1266
11	47	208	136	391	651	60.06%	306	306
12	49	472	119	640	996	64.26%	555	555
13	42	295	216	553	942	58.70%	405	405
14	32	161	153	346	500	69.20%	276	276
15	73	710	377	1160	1905	60.89%	1039	1039
16	62	455	400	917	1726	53.13%	753	753
17	108	904	289	1301	2402	54.16%	984	984
18	37	253	128	418	750	55.73%	302	302
19	0	2	0	2	8	25.00%	2	2
20	6	51	7	64	82	78.05%	54	54
21	0	0	0	0	0	00.00%	0	0
Totals	1051	9697	5538	16286	27500		13513	13513

I, Lory Harle, Elections Administrator, do hereby certify that the returns as shown on the official canvass report are true and correct.



Lory Harle

Lory Harle

11/18/2016

Date

November 8, 2016 General Canvass — Total Voters — Official
Upshur County, Texas — 2016 GENERAL ELECTION — November 08, 2016

Total Number of Voters : 17,352 of 30,609 = 56.69%

Precincts Reporting 26 of 28 = 92.86%


Number of District Voters: 16,286 of 27,500 = 59.

District Precincts Reporting 21 of 21 = 100.00%

Sheriff

Precinct	Absentee Ballots Cast	Early Ballots Cast	Election Ballots Cast	Total Ballots Cast	Registered Voters	Percent Turnout	REP Larry Webb	Totals
01	69	779	225	1073	1680	63.87%	901	901
02	99	1058	583	1740	2897	60.06%	1582	1582
03	37	573	327	937	1567	59.80%	823	823
04	27	402	260	689	1116	61.74%	560	560
05	31	359	99	489	875	55.89%	384	384
06	42	486	330	858	1325	64.75%	752	752
07	96	737	637	1470	2619	56.13%	1207	1207
08	29	324	213	566	979	57.81%	452	452
09	82	593	552	1227	2096	58.54%	1015	1015
10	83	875	487	1445	2384	60.61%	1287	1287
11	47	208	136	391	651	60.06%	311	311
12	49	472	119	640	996	64.26%	535	535
13	42	295	216	553	942	58.70%	411	411
14	32	161	153	346	500	69.20%	279	279
15	73	710	377	1160	1905	60.89%	1049	1049
16	62	455	400	917	1726	53.13%	769	769
17	108	904	289	1301	2402	54.16%	1002	1002
18	37	253	128	418	750	55.73%	311	311
19	0	2	0	2	8	25.00%	2	2
20	6	51	7	64	82	78.05%	57	57
21	0	0	0	0	0	00.00%	0	0
Totals	1051	9697	5538	16286	27500		13689	13689

I, Lory Harle, Elections Administrator, do hereby certify that the returns as shown on the official canvass report are true and correct.



Lory Harle

Lory Harle

11/18/2016

Date

November 8, 2016 General Canvass — Total Voters — Official
Upshur County, Texas — 2016 GENERAL ELECTION — November 08, 2016

Total Number of Voters : 17,352 of 30,609 = 56.69%
 Number of District Voters: 16,286 of 27,500 = 59.

Precincts Reporting 26 of 28 = 92.86%
 District Precincts Reporting 21 of 21 = 100.00%

County Tax Assessor-Collector

Precinct	Absentee Ballots Cast	Early Ballots Cast	Election Ballots Cast	Total Ballots Cast	Registered Voters	Percent Turnout	REP Luana Howell	Totals
01	69	779	225	1073	1680	63.87%	898	898
02	99	1058	583	1740	2897	60.06%	1570	1570
03	37	573	327	937	1567	59.80%	822	822
04	27	402	260	689	1116	61.74%	559	559
05	31	359	99	489	875	55.89%	392	392
06	42	486	330	858	1325	64.75%	749	749
07	96	737	637	1470	2619	56.13%	1209	1209
08	29	324	213	566	979	57.81%	458	458
09	82	593	552	1227	2096	58.54%	1014	1014
10	83	875	487	1445	2384	60.61%	1284	1284
11	47	208	136	391	651	60.06%	310	310
12	49	472	119	640	996	64.26%	564	564
13	42	295	216	553	942	58.70%	420	420
14	32	161	153	346	500	69.20%	282	282
15	73	710	377	1160	1905	60.89%	1055	1055
16	62	455	400	917	1726	53.13%	757	757
17	108	904	289	1301	2402	54.16%	1008	1008
18	37	253	128	418	750	55.73%	311	311
19	0	2	0	2	8	25.00%	2	2
20	6	51	7	64	82	78.05%	58	58
21	0	0	0	0	0	00.00%	0	0
Totals	1051	9697	5538	16286	27500		13722	13722

I, Lory Harle, Elections Administrator, do hereby certify that the returns as shown on the official canvass report are true and correct.



Lory Harle
 Lory Harle

11/18/2016
 Date

**November 8, 2016 General Canvass — Total Voters — Official
Upshur County, Texas — 2016 GENERAL ELECTION — November 08, 2016**

Total Number of Voters : 17,352 of 30,609 = 56.69%
Number of District Voters: 16,286 of 27,500 = 59.

Precincts Reporting 26 of 28 = 92.86%
District Precincts Reporting 21 of 21 = 100.00%

County Commissioner, Precinct No. 1

Precinct	Absentee Ballots Cast	Early Ballots Cast	Election Ballots Cast	Total Ballots Cast	Registered Voters	Percent Turnout	REP Paula Gentry	Totals
01	69	779	225	1073	1680	63.87%	899	899
02	99	1058	583	1740	2897	60.06%	1564	1564
03	37	573	327	937	1567	59.80%	814	814
04	27	402	260	689	1116	61.74%	557	557
19	0	2	0	2	8	25.00%	2	2
Totals	232	2814	1395	4441	7268		3836	3836

I, Lory Harle, Elections Administrator, do hereby certify that the returns as shown on the official canvass report are true and correct.



Lory Harle
Lory Harle

11/18/2016
Date

November 8, 2016 General Canvass — Total Voters — Official
Upshur County, Texas — 2016 GENERAL ELECTION — November 08, 2016


Total Number of Voters : 17,352 of 30,609 = 56.69%
 Number of District Voters: 16,286 of 27,500 = 59.

Precincts Reporting 26 of 28 = 92.86%
 District Precincts Reporting 21 of 21 = 100.00%

County Commissioner, Precinct No. 3

Precinct	Absentee Ballots Cast	Early Ballots Cast	Election Ballots Cast	Total Ballots Cast	Registered Voters	Percent Turnout	REP Frank Berka	Totals
09	82	593	552	1227	2096	58.54%	999	999
10	83	875	487	1445	2384	60.61%	1267	1267
11	47	208	136	391	651	60.06%	307	307
16	62	455	400	917	1726	53.13%	757	757
Totals	274	2131	1575	3980	6857		3330	3330

I, Lory Harle, Elections Administrator, do hereby certify that the returns as shown on the official canvass report are true and correct.



Lory Harle

 Lory Harle

11/18/2016

 Date

November 8, 2016 General Canvass — Total Voters — Official
Upshur County, Texas — 2016 GENERAL ELECTION — November 08, 2016


Total Number of Voters : 17,352 of 30,609 = 56.69%
 Number of District Voters: 16,286 of 27,500 = 59.

Precincts Reporting 26 of 28 = 92.86%
 District Precincts Reporting 21 of 21 = 100.00%

Constable, Precinct No. 1

Precinct	Absentee Ballots Cast	Early Ballots Cast	Election Ballots Cast	Total Ballots Cast	Registered Voters	Percent Turnout	REP Gene Dolle	Totals
01	69	779	225	1073	1680	63.87%	895	895
02	99	1058	583	1740	2897	60.06%	1559	1559
03	37	573	327	937	1567	59.80%	816	816
04	27	402	260	689	1116	61.74%	557	557
19	0	2	0	2	8	25.00%	2	2
Totals	232	2814	1395	4441	7268		3829	3829

I, Lory Harle, Elections Administrator, do hereby certify that the returns as shown on the official canvass report are true and correct.



Lory Harle

Lory Harle

11/18/2016

Date

**November 8, 2016 General Canvass — Total Voters — Official
Upshur County, Texas — 2016 GENERAL ELECTION — November 08, 2016**

Total Number of Voters :: 17,352 of 30,609 = 56.69%
Number of District Voters: 16,286 of 27,500 = 59.

Precincts Reporting 26 of 28 = 92.86%
District Precincts Reporting 21 of 21 = 100.00%

Constable, Precinct No. 2

Precinct	Absentee Ballots Cast	Early Ballots Cast	Election Ballots Cast	Total Ballots Cast	Registered Voters	Percent Turnout	REP Jason K. Weeks	Totals
05	31	359	99	489	875	55.89%	377	377
06	42	486	330	858	1325	64.75%	744	744
07	96	737	637	1470	2619	56.13%	1206	1206
08	29	324	213	566	979	57.81%	454	454
18	37	253	128	418	750	55.73%	313	313
Totals	235	2159	1407	3801	6548		3094	3094

I, Lory Harle, Elections Administrator, do hereby certify that the returns as shown on the official canvass report are true and correct.



Lory Harle

Lory Harle

11/18/2016

Date

**November 8, 2016 General Canvass — Total Voters — Official
Upshur County, Texas — 2016 GENERAL ELECTION — November 08, 2016**

Total Number of Voters : 17,352 of 30,609 = 56.69%
Number of District Voters: 16,286 of 27,500 = 59.

Precincts Reporting 26 of 28 = 92.86%
District Precincts Reporting 21 of 21 = 100.00%

Constable, Precinct No. 3

Precinct	Absentee Ballots Cast	Early Ballots Cast	Election Ballots Cast	Total Ballots Cast	Registered Voters	Percent Turnout	REP Stanley E. Jenkins	Totals
09	82	593	552	1227	2096	58.54%	1028	1028
10	83	875	487	1445	2384	60.61%	1279	1279
11	47	208	136	391	651	60.06%	310	310
16	62	455	400	917	1726	53.13%	757	757
Totals	274	2131	1575	3980	6857		3374	3374

I, Lory Harle, Elections Administrator, do hereby certify that the returns as shown on the official canvass report are true and correct.



Lory Harle

Lory Harle

11/18/2016

Date

**November 8, 2016 General Canvass — Total Voters — Official
Upshur County, Texas — 2016 GENERAL ELECTION — November 08, 2016**

Total Number of Voters : 17,352 of 30,609 = 56.69%
Number of District Voters: 16,286 of 27,500 = 59.

Precincts Reporting 26 of 28 = 92.86%
District Precincts Reporting 21 of 21 = 100.00%

Constable, Precinct No. 4

Precinct	Absentee Ballots Cast	Early Ballots Cast	Election Ballots Cast	Total Ballots Cast	Registered Voters	Percent Turnout	REP Larry Sewell	Totals
12	49	472	119	640	996	64.26%	562	562
13	42	295	216	553	942	58.70%	425	425
14	32	161	153	346	500	69.20%	277	277
15	73	710	377	1160	1905	60.89%	1060	1060
17	108	904	289	1301	2402	54.16%	1017	1017
20	6	51	7	64	82	78.05%	54	54
21	0	0	0	0	0	00.00%	0	0
Totals	310	2593	1161	4064	6827		3395	3395

I, Lory Harle, Elections Administrator, do hereby certify that the returns as shown on the official canvass report are true and correct.



Lory Harle

Lory Harle

11/18/2016

Date

**November 8, 2016 General Canvass — Total Voters — Official
Upshur County, Texas — 2016 GENERAL ELECTION — November 08, 2016**


Total Number of Voters : 17,352 of 30,609 = 56.69%
Number of District Voters: 16,286 of 27,500 = 59.


Precincts Reporting 26 of 28 = 92.86%
District Precincts Reporting 21 of 21 = 100.00%


PROPOSITION

Precinct	Absentee Ballots Cast	Early Ballots Cast	Election Ballots Cast	Total Ballots Cast	Registered Voters	Percent Turnout	For	Against	Totals
05	31	359	99	489	875	55.89%	215	132	347
06	42	486	330	858	1325	64.75%	450	176	626
07	96	737	637	1470	2619	56.13%	609	308	917
08	29	324	213	566	979	57.81%	240	144	384
18	37	253	128	418	750	55.73%	197	90	287
Totals	235	2159	1407	3801	6548		1711	850	2561

I, Lory Harle, Elections Administrator, do hereby certify that the returns as shown on the official canvass report are true and correct.

FILED
TERRI ROSS
COUNTY CLERK
2016 NOV 21 PM 1:33
UPSHUR COUNTY, TX.
BY 
DEPUTY




Lory Harle

11/18/2016
Date